

INFRARED SPECTROMETER ACCESSORIES

Analysis of Automotive Polymers

- No Sample Preparation
- Reproducible Results
- High Sensitivity
- Sampling Versatility

The above criteria are important to the professional scientist or laboratory chemist.

Introduction

Polymers are present in daily life. From the wrappings around the food we eat to the sacks used for the garbage, polymers are practically everywhere. The automobile is no exception. Polymers comprise greater than 40% of a modern automobile; the carpet, seats, padding, knobs, switches, dashboard and cosmetic coverings are composed of one polymer or another.

This paper will describe the analysis of the various polymers in an automobile immediately accessible to investigation.

The traditional method of analysis for polymers is to make a thin film of the polymer and collect an infrared transmittance spectrum. Sample preparation can be time consuming, film thickness inconsistent and the use of solvents hazardous. Also, not all polymers can be dissolved in a solvent, heated or flattened enough to make an adequate thin film for analysis with infrared spectroscopy.



Specac's Golden Gate ATR Accessory.

The Golden Gate™ Diamond ATR accessory requires no sample preparation and greatly simplifies the collection of FT-IR spectra.

The solid sample is placed onto the ATR crystal, pressure is applied, and the sample spectrum is collected. The sample is removed from the crystal surface and the accessory is ready to collect additional spectra. Fast and less complicated than using prepared thin films, the ATR method allows recovery of the original sample for other analysis methods.

The resulting sample data can be searched against a digital database of ATR spectra for positive identification. Despite changes in relative peak intensity of the absorption bands, due to the internal mechanism of ATR accessories¹, spectra can also be compared to transmission data. As an example, Figure 1 is a plot of the transmission and ATR spectra of polystyrene.

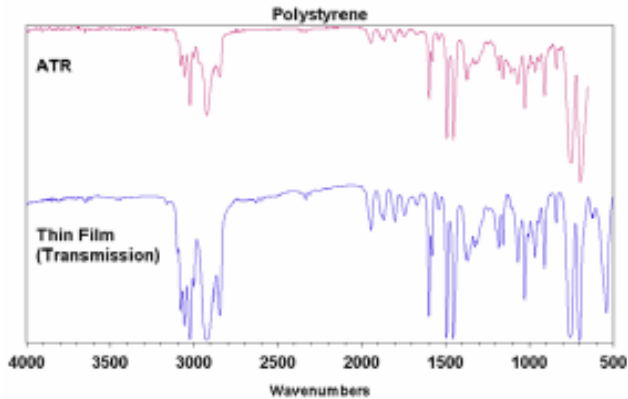


Figure 1

Experiment and Results

Spectra were collected using a Golden-Gate micro-ATR accessory equipped with ZnSe lenses and a single-reflection diamond ATR crystal. Sample sizes of 1-4 mm² were collected from various parts of the vehicle. The individual polymer samples were placed onto the ATR crystal and the anvil was hand-tightened to apply pressure. No sample preparation was necessary to collect the spectra.

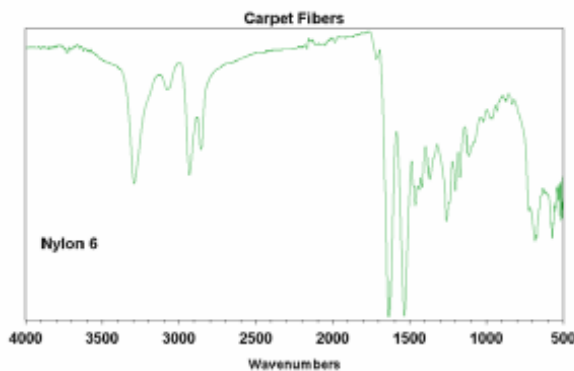


Figure 2

FT-IR spectra of 64 scans at 4 cm⁻¹ resolution were coadded and averaged to obtain the single-beam background and sample spectra. To provide identification of the samples, the spectra were searched versus several library collections of polymer spectra.

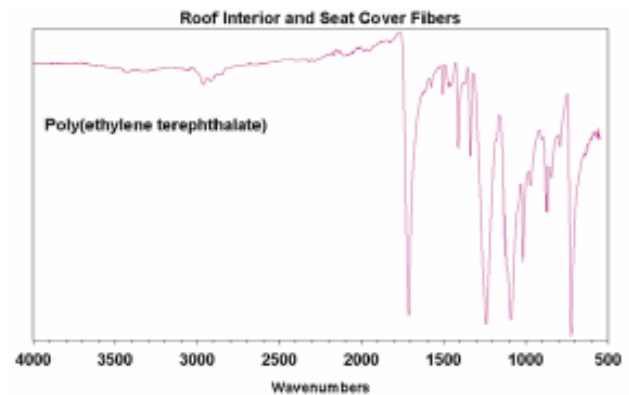


Figure 3

Figure 2 is a spectrum of fibers comprising the nap of the vehicle carpet and is identified as Nylon-6. Fibers from the seat covering and fabric of the vehicle roof were analyzed and identified as Poly(ethylene terephthalate). Figure 3 is a representative spectrum of these fibers.

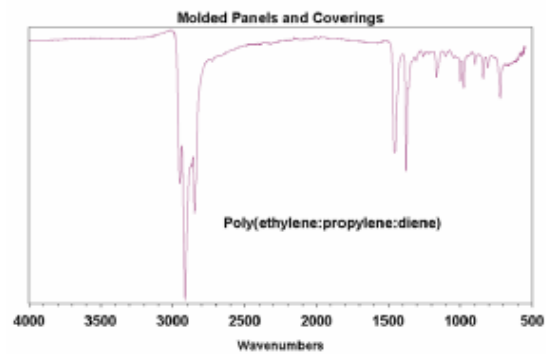


Figure 4

Polymer samples collected from the various molded side panels and trim were identified as the complex polymer Poly(ethylene:propylene:diene). One of four sample spectra can be found as Figure 4.

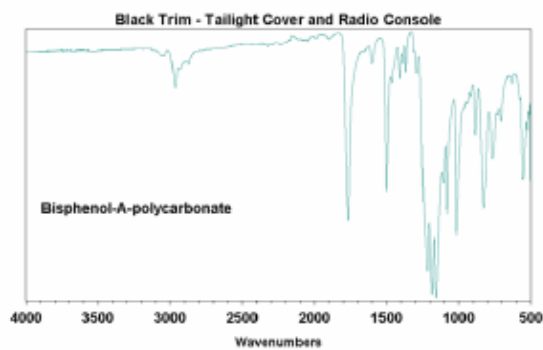


Figure 5

Figure 5 is a representative spectrum of samples collected from the trim around the radio console and a portion of the taillight lens, subsequently identified as Bisphenol-A-polycarbonate. The red polymer of the taillight lens was identified as Poly(methyl methacrylate) and is plotted as Figure 6.

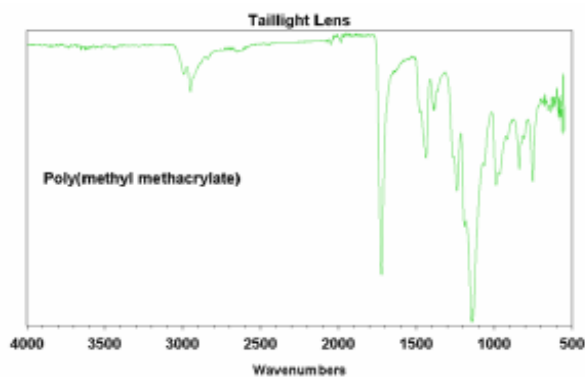


Figure 6

References

1. Gilby, A. C., Cassels, J., and Wilks, P. A., Applied Spectroscopy, 24(5), 1970.

Acknowledgements

Richard A. Larsen, Spectral Consulting.

Several samples collected from the vehicle knobs, switches and the radio console were identified as a copolymer of styrene and acrylonitrile. The peak at 2235 cm⁻¹ is representative of the nitrile functional group in polyacrylonitrile.

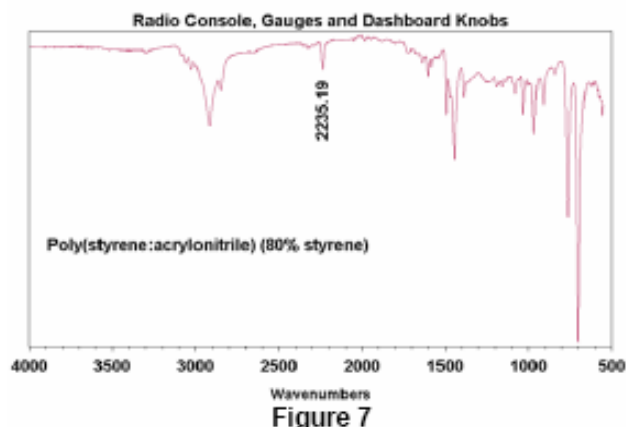


Figure 7

Conclusion

The Golden-Gate single reflection micro-ATR is a simple, easy-to-use accessory for the analysis of polymers. The ATR technique is rapid, repeatable and very reliable for the characterization of hard or soft polymers in any configuration. The analysis method is non-destructive and can be used to collect data from a minimal amount of sample.

Specac Ltd

River House
97 Cray Avenue, Orpington
Kent, BR5 4HE.
United Kingdom
T: +44 (0) 1689 873134
F: +44 (0) 1689 878527
E: sales@specac.co.uk

Specac Inc

301 Berkeley Drive, Suite B
Swedesboro, New Jersey
08085-1255, U.S.A.
T: 1 800 477 2558
T: 401 854 5281
F: 401 463 6206
E: sales@specac.co.uk